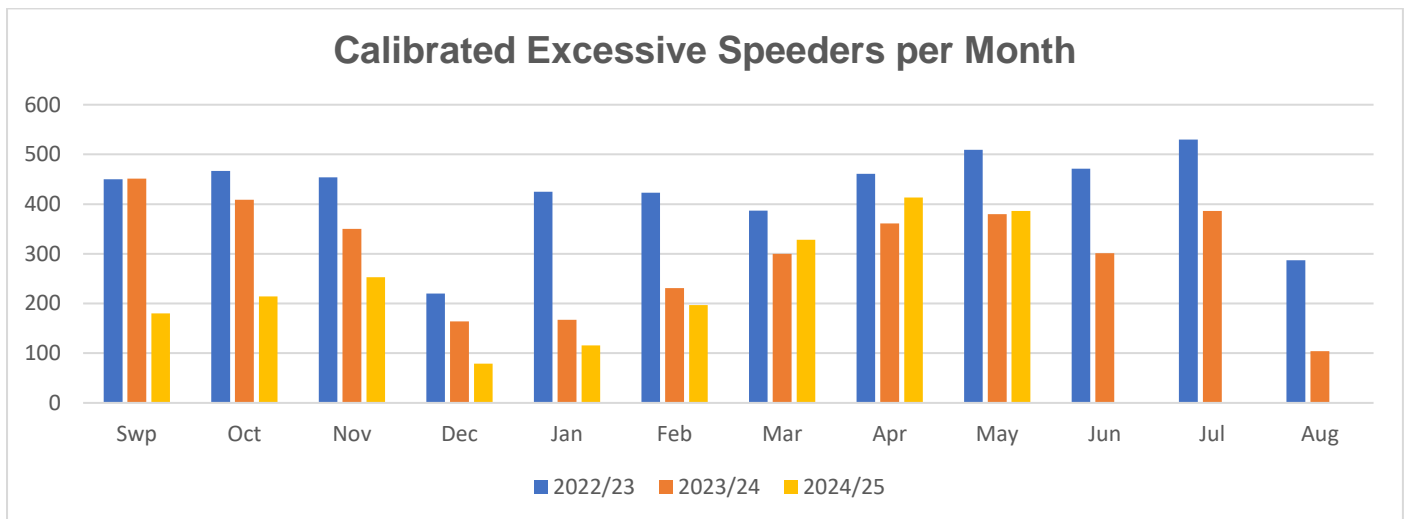
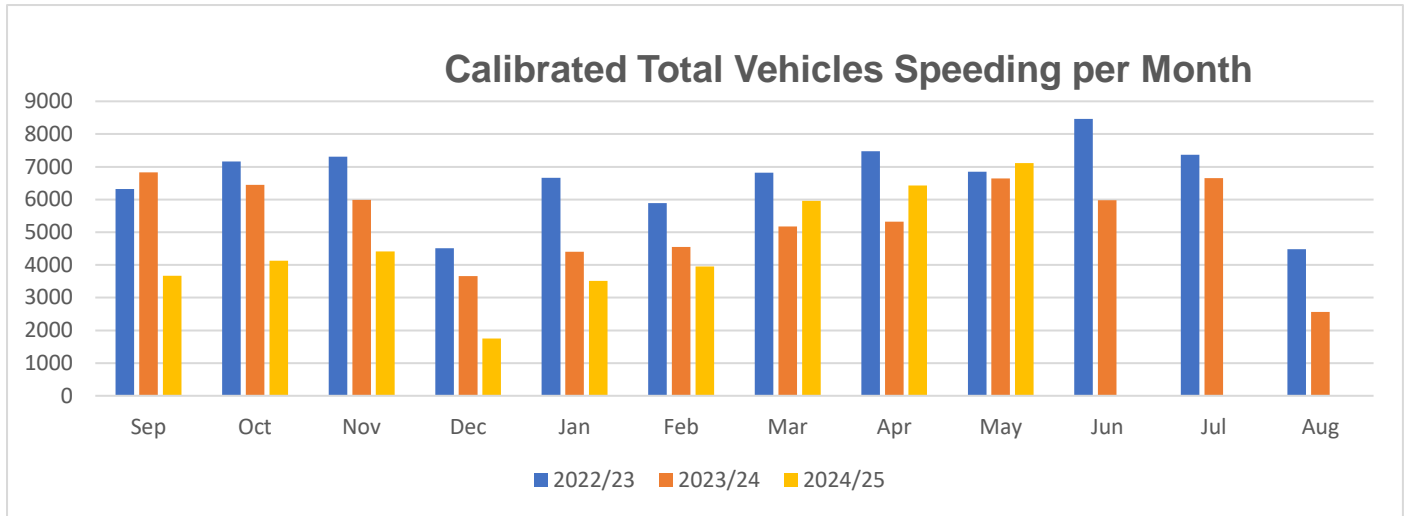


Village Traffic and Roads Report

Vehicle Activated Sign (VAS) Report



The VAS recorded 36752 speeding vehicles in May of which 2617 were speeding excessively. VAS calibration values that were determined for May last year were used this year; the values being 5.17 for speeding vehicles and 6.77 for excessive speeding, resulting in 7108 speeding of which 386 were excessive.

There was a increase in recorded speeding vehicles of some 6.9% and excessive speeder by 1.5%. This is the third month where speeding has increased based on the same month in the previous year since October 2023. The percentage increase is smaller than in previous months.

Black Cat Traffic Monitoring Device

There were two one-week Black Cat Monitoring sessions during the period: one at the foot of Barnetts Hill and, the other at Brickfields during half term.

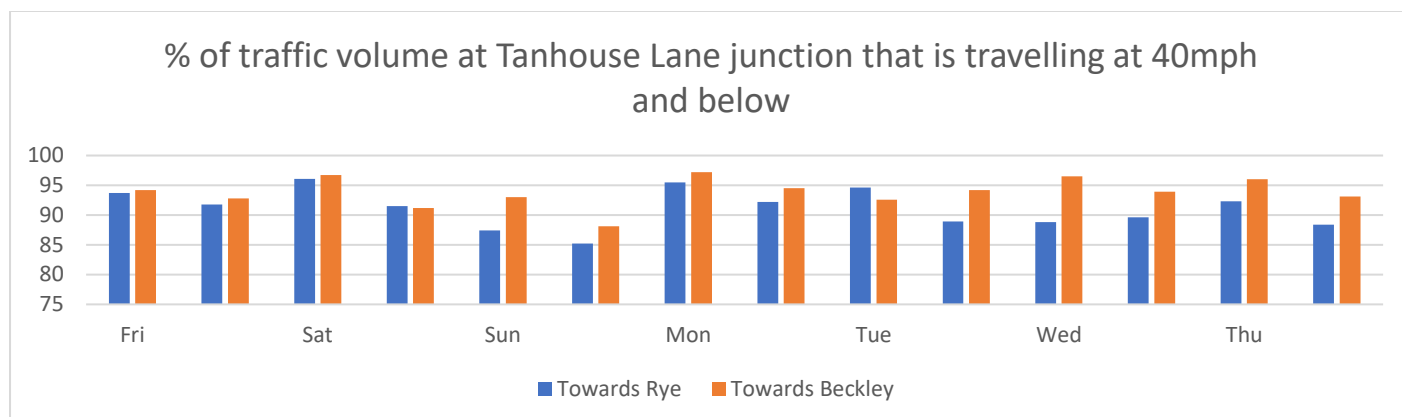
The volume of traffic at Barnetts Hill heading towards Rye was 16442 of which 414 where speeding including 13 at excessive speed. The volume of traffic heading towards Beckley was 18551 of which 395 where speeding including 37 at excessive speed. During the session held in January the volume of traffic heading towards Rye was 12767 of which 249 where speeding including 8 at excessive speed. The volume of traffic heading towards Beckley was 15371 of which 181 where speeding including 7 at excessive speed.

They 85 percentiles of speed recorded was 39.9mph towards Rye and 39.2 towards Beckley. These are less than the speed limit! As January is not considered to be a neutral month no 85 percentiles of speed is measured.

There was an increase in traffic volume towards Rye of 28.7% and towards Beckley of 20.6%; this is broadly in line with other locations within the village between winter and summer.

At the last council meeting a resident complained that there was a lack of traffic monitoring at the West end of the village. Hence the session this month.

The chart below shows the percentage volume of traffic at the foot of Barnetts Hill that is travelling at the speed limit, 40mph, and below.

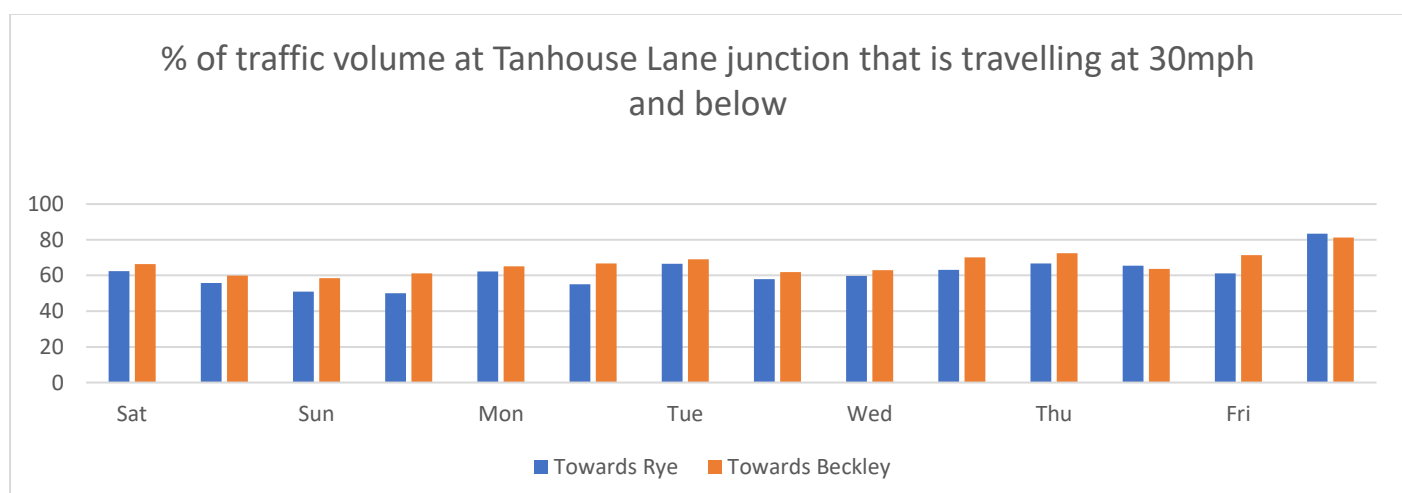


It will be noted that about 90% and above of traffic is within the speed limit. The exception is on Sundays when Jempson's is closed. When Jempson's are open the traffic turning in to / out of the junction act as a traffic calming measure and slows the traffic down. The issue of speeding here is much smaller than elsewhere within the village.

The monitoring session at Brickfields includes the late May bank holiday. The volume of traffic heading towards Rye was 20208 of which 1604 were speeding including 144 at excessive speed. The volume towards Beckley was 19351 of which 1330 were speeding including 115 at excessive speed. The 85 percentiles of speed towards Rye were 34.1mph and 33.3mph towards Beckley.

During the same period last year, the volume of traffic heading towards Rye was 20255 of which 1734 were speeding including 101 at excessive speed. The volume towards Beckley was 19966 of which 1599 were speeding including 143 at excessive speed. The 85 percentiles of speed towards Rye were 33.8mph and 33.7mph towards Beckley.

The chart below shows the percentage volume of traffic passing Brickfields at the speed limit of 30mph or less.



Again, Sunday is the worst performance due to low traffic volume. Compare the percentages between the two charts.

Speed Watch

There were two speed watch sessions this month, the results of which are detailed below.

Date	Time	Recordings	Letters	Excessive speed	Remarks
30/05/25	15:00 – 16:00	4	4	0	
Totals	1 session	4	4	0	

Since the start of the year the recording threshold for speeding traffic has been reduced. This has resulted in a 25% and 36% respectively increase in the number of recordings that would have been made previously.

The threshold used by the VAS cannot be adjusted so the values recorded there are based upon the old threshold value.