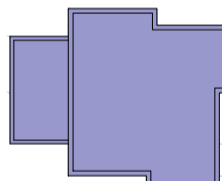
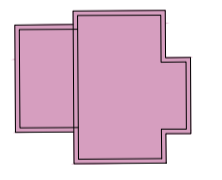
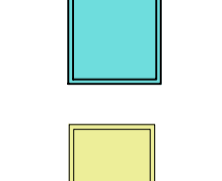
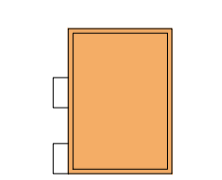






**Key**


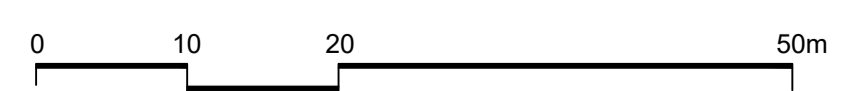
-  5 Bed x 1
-  4 Bed x 8
-  3 Bed x 17
-  2 Bed x 5
-  1 Bed x 10

**Total Units 41**

 Site Boundary

THIS DRAWING IS THE COPYRIGHT OF RXA AND SHOULD NOT BE COPIED OR REPRODUCED WITHOUT WRITTEN CONSENT. ALL DIMENSIONS MUST BE CHECKED ON SITE. DO NOT SCALE OFF THIS DRAWING EXCEPT FOR PLANNING PURPOSES. THIS DRAWING MUST BE READ IN CONJUNCTION WITH THE SPECIFICATION OF WORKS. ALL WORKS MUST BE CARRIED OUT IN ACCORDANCE WITH THE STATUTORY AUTHORITIES.

Notes:



STATUS: Planning  
 SCALE: 1:500 @ A1  
 DATE: 03/05/2022

DRAWING NO:  
 TITLE:  
 PROJECT:

01020-PL-150  
 Proposed Site Plan\_Rev G  
 Land south of Main Street, Peasmarsh



**RX Architects Limited**  
 Rye Creative Centre, New Road, Rye,  
 East Sussex TN31 7LS  
 t 01797 217220 www.rxarchitects.com  
 e studio@rxarchitects.com